

Support Mode in Reading

Help guide

Comprehension Support

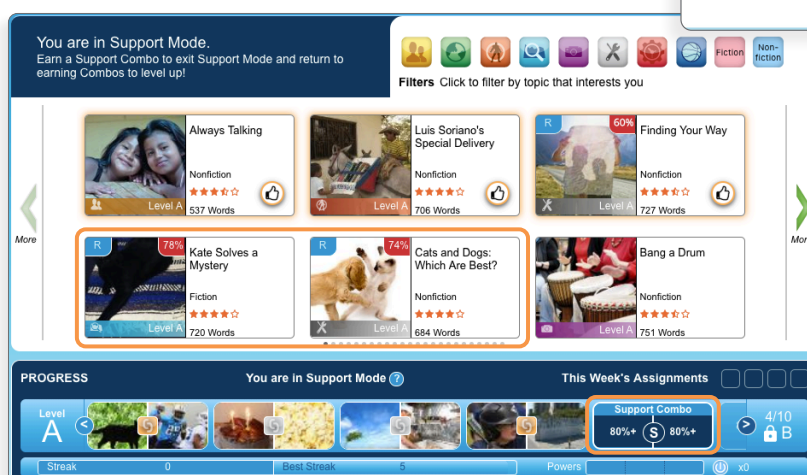
If a student struggles to earn comprehension scores of 80% or higher in the Reading component, he or she will be placed in Support Mode. Support Mode provides students with additional scaffolds to help them be successful in earning comprehension scores of 80% or higher. A student exits Support Mode by earning a “Support Combo”—two comprehension scores in a row at 80% or higher.

If a student continues to struggle with comprehension while working in Support Mode, he or she will be placed On Hold and will not be able to work in the Reading component until the Hold is released by a teacher.

Additional Scaffolds During Support Mode

A student may receive several different scaffolds while struggling with comprehension, including:

- Reading part of a story and answering interspersed questions, rather than all ten questions at the end
- Increased opportunities to read in the Guided Window
- Reading at a slightly slower rate
- Reading content on a lower reading level
- Opportunity to repeat-read previously read stories with comprehension scores below 80%
- Additional ReReads



How to Exit Support Mode

A student who is struggling with comprehension must earn a Support Combo to exit Support Mode. A Support Combo is earned by earning two consecutive scores of 80% or higher while in Support Mode. **IMPORTANT NOTE:** A Support Mode Combo does not count toward Leveling Up to the next content level. Also, Powers cannot be earned or used in Support Mode.

Reading Rate Support

Students who consistently read much slower during independent reading compared to the guided reading rate (G-Rate) will be placed in a Rate Support Mode. If the Support Mode was caused due to low independent reading rates, students receive a pacing scaffold during independent reading. Lines of text disappear at a rate that matches the rate of the Guided Window to ensure students' independent reading rate and guided reading rate are aligned.



How to Exit Reading Rate Support Mode

A student must earn a Combo to exit Reading Rate Support Mode. A Combo is earned by earning two consecutive scores of 80% or higher.

Monitor Real-Time Activity

Click the *Real-Time Activity* tab in the Usage section of your Management System to access the Real-Time Activity panel.

Review the panel to identify any students currently in Support Mode for comprehension or reading raterelated reasons.

SITE ADMINISTRATOR












HOME | Ms. Mora's P3 Class | Overview | Alerts | **Usage** | Progress | Motivation | Skills | Writing | Assessment




ASSIGNMENTS PANEL | ASSIGNMENTS REPORT | USE REPORT | **REAL-TIME ACTIVITY**


Filter By: Alerts & Messages | Assignment Status | Student Logins | Type of Lesson

80%+ Reading Comprehension | 70-79% Reading Comprehension | <70% Reading Comprehension | Assignment In Progress | Assigned & Not Started | Award Earned | On Hold | Support Mode

Apr 6 - Apr 12

Student	13 Monday	14 Tuesday	15 Wednesday	16 Thursday	17 Friday	18 Saturday	19 Sunday
Adams, Jenna	50 min	30 min	45 min	40 min			
4/4 Reading (SR)	  						
4/4 Vocabulary (RA)							
4/4 Visual Skills (IB)							

Reading (SR)   

Vocabulary (RA) 

Lessons completed in Support Mode will be designated with an **S** icon over the Assignment box. Hovering over the "S" will show whether the student is struggling with Comprehension or Reading Rate.