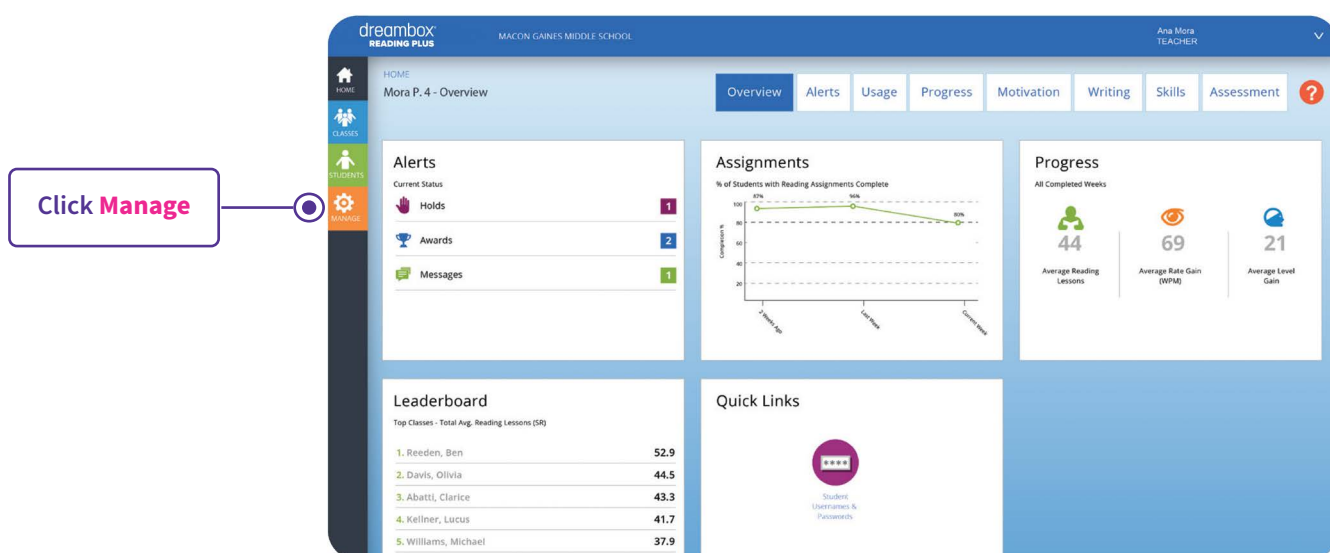


# How to Assign the Benchmark Assessment (InSight) to a Class

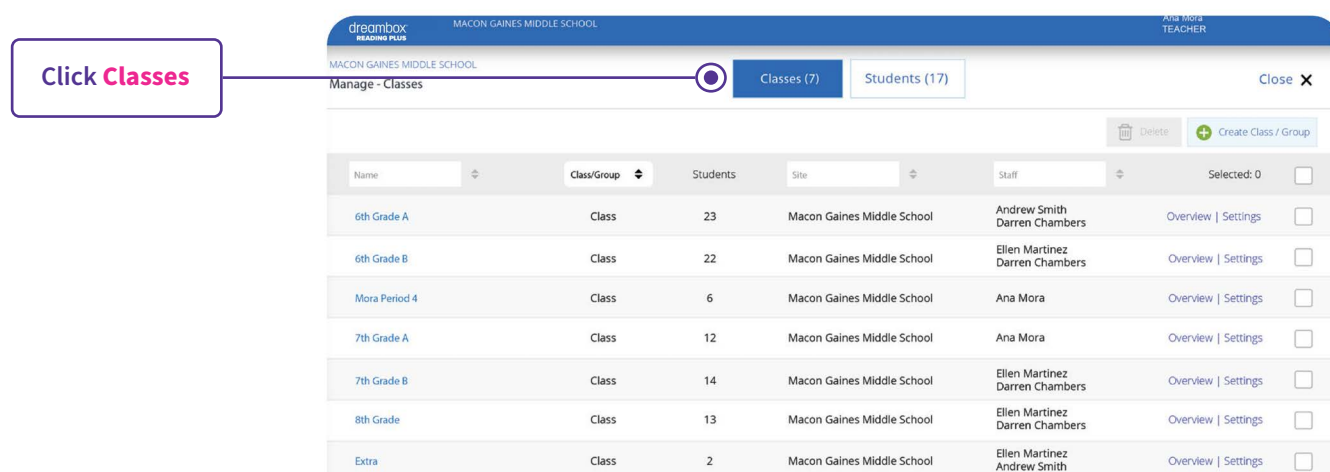
How to guide

Use InSight as a benchmark assessment to evaluate student growth in the domains of silent reading fluency, comprehension, vocabulary and motivation. Students should have completed 40 or more Reading lessons (approximately 12 weeks of continuous Reading Plus instruction) before taking the second InSight benchmark assessment. The third InSight assessment should be conducted after students have completed 80 or more lessons.

## To Assign InSight:

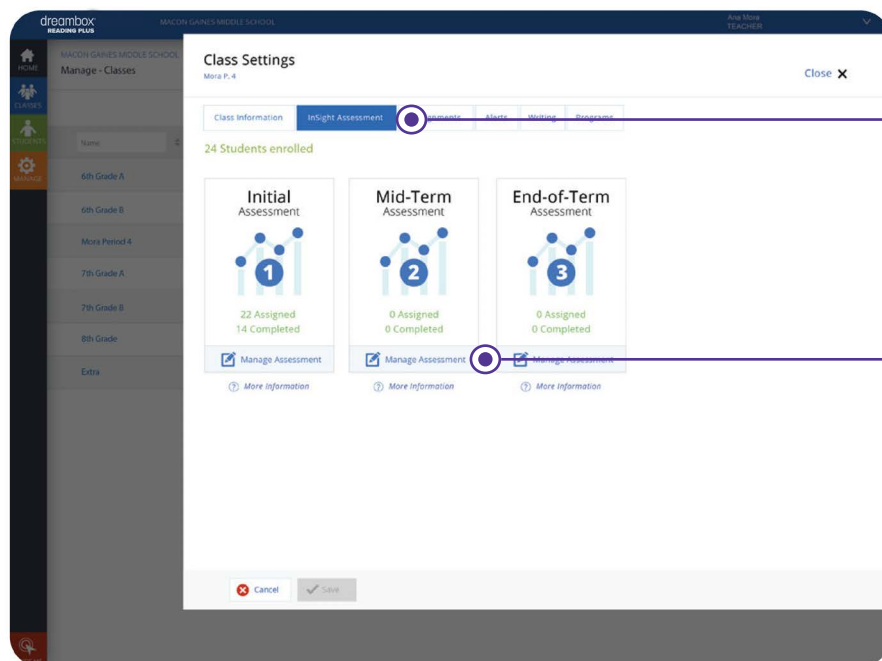


The screenshot shows the Dreambox Reading Plus teacher dashboard for Ana Mora, Teacher at Macon Gaines Middle School. The dashboard includes sections for Alerts, Assignments, Progress, Leaderboard, and Quick Links. A callout box labeled "Click Manage" points to the "MANAGE" icon in the left sidebar.



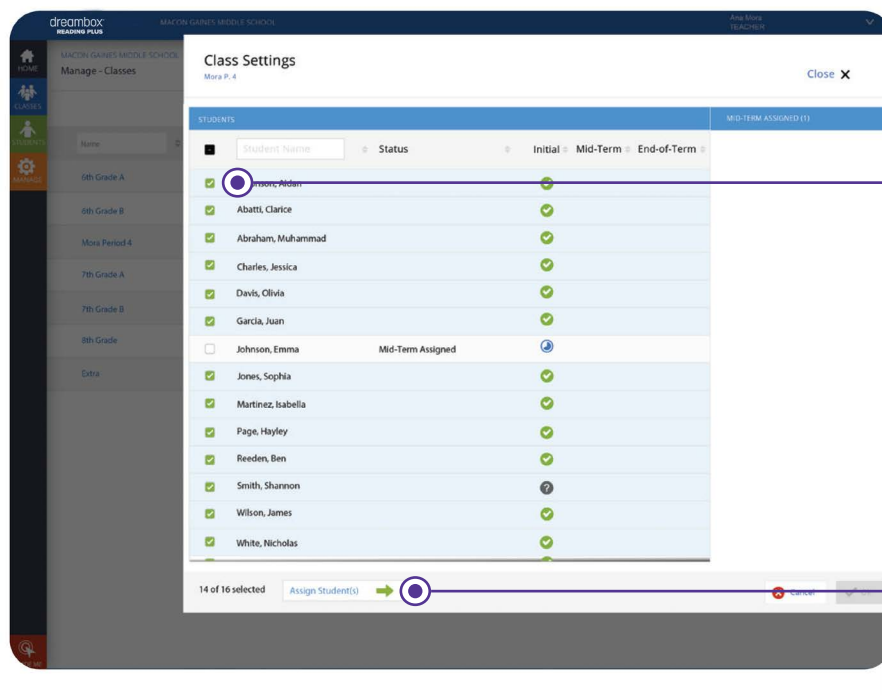
The screenshot shows the "Manage - Classes" page in Dreambox Reading Plus. A callout box labeled "Click Classes" points to the "Classes (7)" tab. The page displays a table of classes with columns for Name, Class/Group, Students, Site, Staff, and Selected. The table lists 7 classes, including 6th Grade A, 6th Grade B, Mora Period 4, 7th Grade A, 7th Grade B, 8th Grade, and Extra.

Name	Class/Group	Students	Site	Staff	Selected
6th Grade A	Class	23	Macon Gaines Middle School	Andrew Smith Darren Chambers	Overview   Settings <input type="checkbox"/>
6th Grade B	Class	22	Macon Gaines Middle School	Ellen Martinez Darren Chambers	Overview   Settings <input type="checkbox"/>
Mora Period 4	Class	6	Macon Gaines Middle School	Ana Mora	Overview   Settings <input type="checkbox"/>
7th Grade A	Class	12	Macon Gaines Middle School	Ana Mora	Overview   Settings <input type="checkbox"/>
7th Grade B	Class	14	Macon Gaines Middle School	Ellen Martinez Darren Chambers	Overview   Settings <input type="checkbox"/>
8th Grade	Class	13	Macon Gaines Middle School	Ellen Martinez Darren Chambers	Overview   Settings <input type="checkbox"/>
Extra	Class	2	Macon Gaines Middle School	Ellen Martinez Andrew Smith	Overview   Settings <input type="checkbox"/>



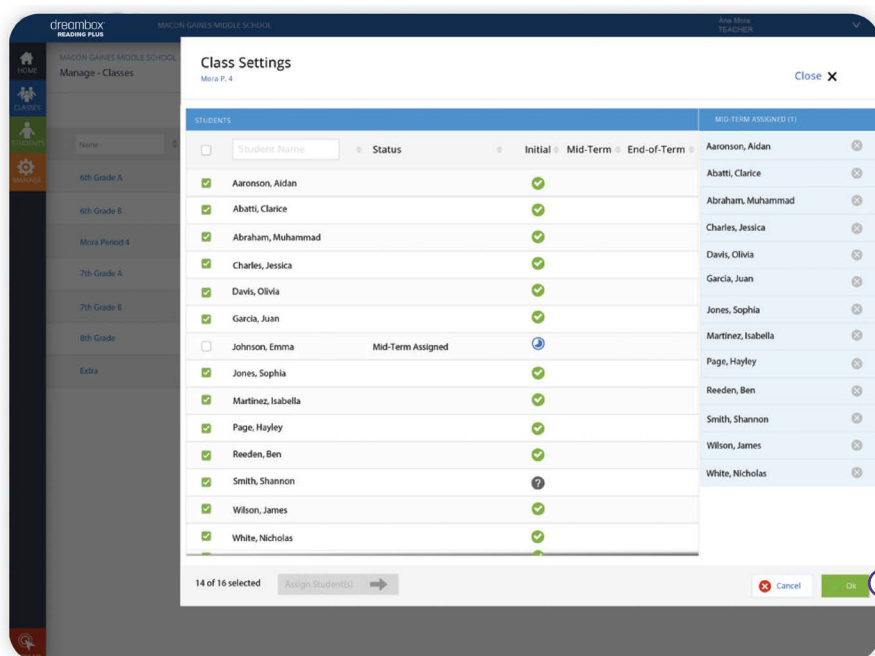
Click the **InSight Assessment** tab.

Click **Manage Assessment**.

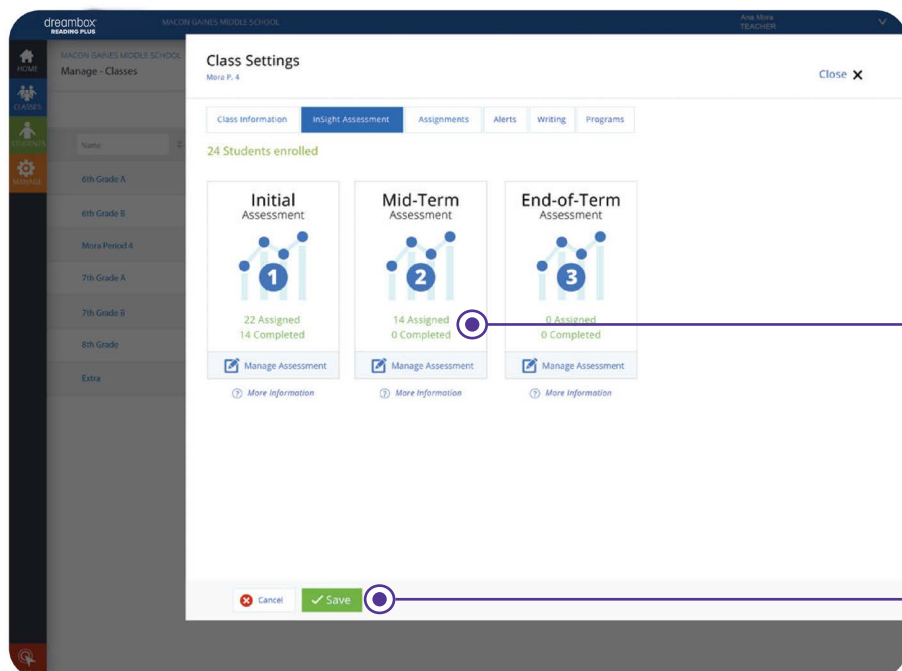


Check the boxes next to the names of students you will assign to the assessment.

Click the **Assign Students** button at the bottom of the “pop-up” menu.



Click **OK** to assign the selected students.



You will see the number of students that will be assigned to the InSight Assessment in this location.

Click **Save** to confirm assigning the students.