

Monitoring lesson activity

Lesson Plan

Monitoring student lesson activity 1-2 times per week can ensure students will progress with DreamBox Maths as intended. Log in to your Dashboard and follow the steps on the Home page to identify any students that may need support.









Objective one: Identify students with anomalies in lesson completion data for this week or last week.

Action:

Sort the 'Total Time' and 'Total Lessons' columns on the Home page and look for students with greater than 15 minutes per lesson ratio, no lesson activity, etc.

Prompt:

- Looking at this week or last week's data, what do you notice?
- Who is on track with usage? (5+ lessons a week is recommended).
- Who raises questions about their usage? Why?

Name	Grade	Last Activity Completed	Total Time	Total Lessons
	2	✓ Differences of Values to 10 Using a Math Rack Manipulative Watch	114 min	 4
	2	⚠ Partitioning and Identifying the Number of Square Units On a Rectangle an... Watch	159 min	 6
	2	✓ Identifying the Hidden Addend in a Pair with Sums to 200: Addend Pairs with 1s or 3s in the...	26 min	 4
	2	No Activity	0 min	 0

Objective two: Gather further insight into student lesson activity for identified students.

Action:

Choose one of the identified students to view their activity feed. Click on their name from the student usage table and select 'view student activity'.

Prompt:

As you scroll through the student's recently completed lessons, what do you notice?

VIEWING		CLASSROOM	STUDENT			
◀	This Week	▶	3rd-5th	C, Nathan	Clear Filter	DreamBox Learning Units Date Range: September 26, 2021 - September 27, 2021
Sunday	Monday	Tuesday	Wednesday	Thursday	Friday	Saturday
12 min - 2 lessons/wk	18 min - 3 lessons/wk	n/a	n/a	n/a	n/a	n/a
ALERTS & ACHIEVEMENTS						view activity feed report
★ Standards Completed						0 ▼
✓ Lesson Groups Completed						1 ▼

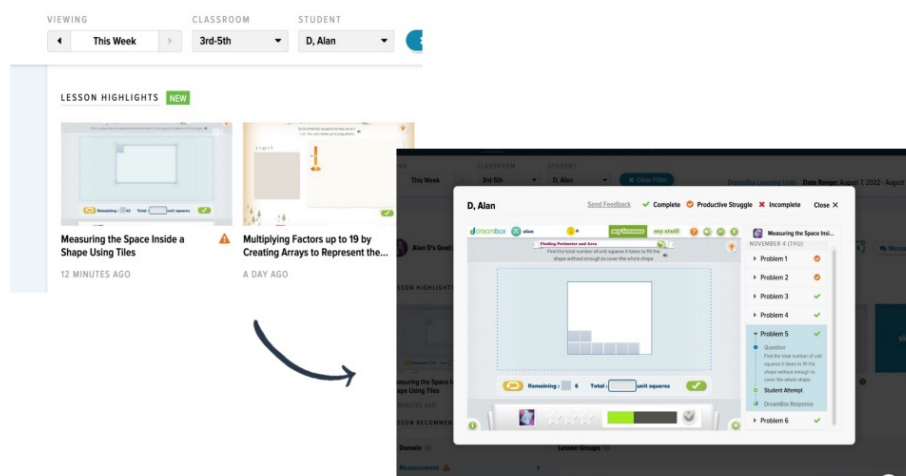
Objective three: Determine how to provide support based on a review of the student's recent lesson highlights.

Action:

Watch the Lesson Highlight of the student's recently completed lessons to view a step-by-step walkthrough of their actions during the lessons.

Prompt:

- What strategies are they using?
- What mistakes do you see the student making with this lesson?
- What questions can you ask that provide open-ended thinking if the student were to try the lesson again?



Objective four: Plan next steps for supporting identified students.

Action:

On the student's Home page, view the student's recommended DreamBox lessons and determine:

- Focal domain and lesson group.
- Format for support (1:1 or small group).

Prompt:

- Based on the student's lesson activity, which domain and lesson group would you prioritise?
- Are there other students also working on this skill and the student can be supported in a small group setting?

Example questions for student intervention:

- ✓ What do the directions say? Do you have a hint or can you use the help button?
- ✓ What do you see? What do you think?
- ✓ What do you want to try?
- ✓ Tell me more about what you're thinking.

LESSON RECOMMENDATIONS

Domain	Lesson Groups
Measurement	<div>Measuring objects with various standard units</div> <div>2 available lessons</div>
Addition & Subtraction	
Fractions & Decimals	<div>Area & Perimeter I</div> <div>1 available lesson</div>