

DreamBox Maths teacher-student messaging: For teachers

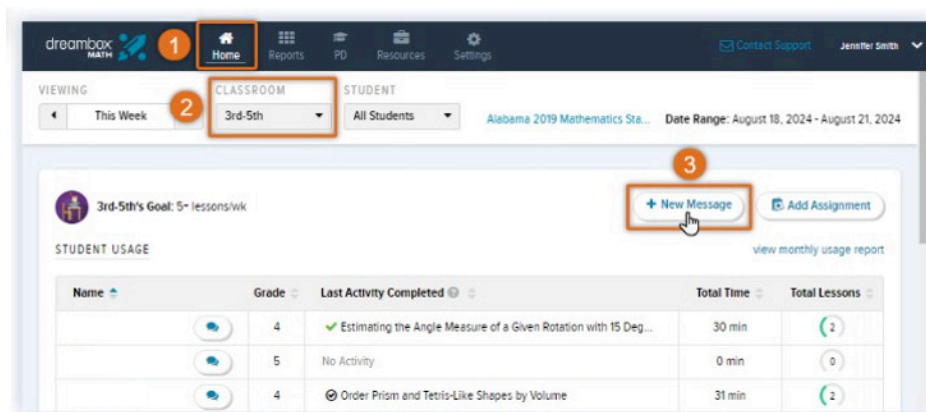
Help guide

DreamBox Maths has a function for teachers to send original or pre-created messages to their students from the Home page of their DreamBox Maths dashboard. This allows teachers to:

- Remind students to complete an assignment that is about to expire.
- Encourage students who may be struggling.
- Celebrate student understanding and achievement.

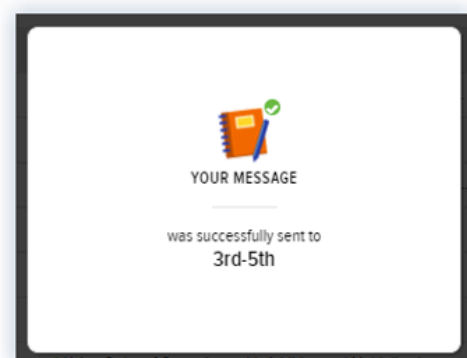
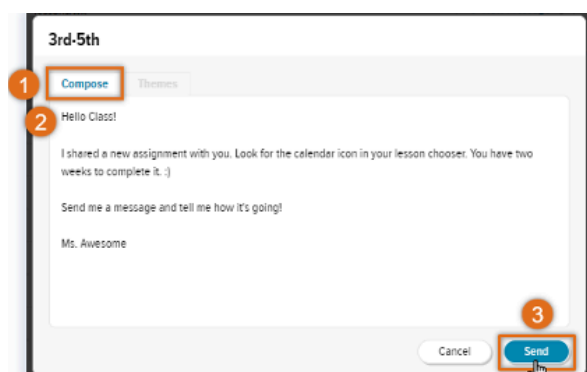
Sending a message to the entire class

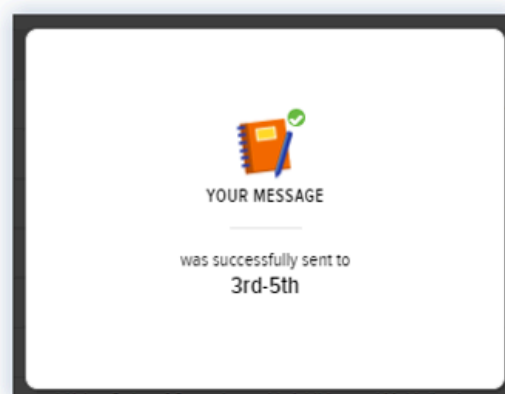
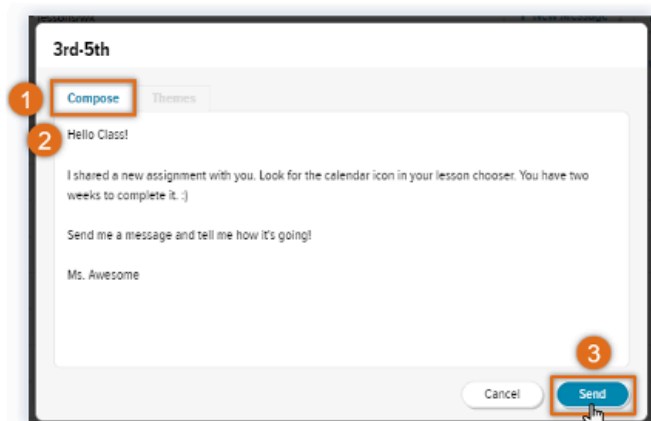
1. Select Home in the top navigation pane.
2. Select the class you want to message.
3. Click the New Message button in the top right corner.



To send a personalised message:

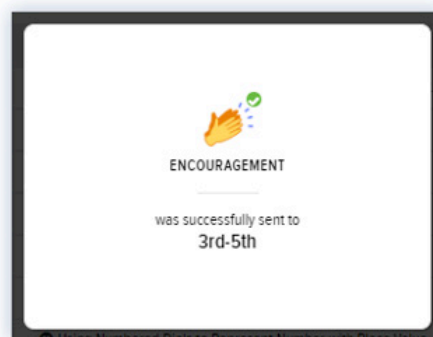
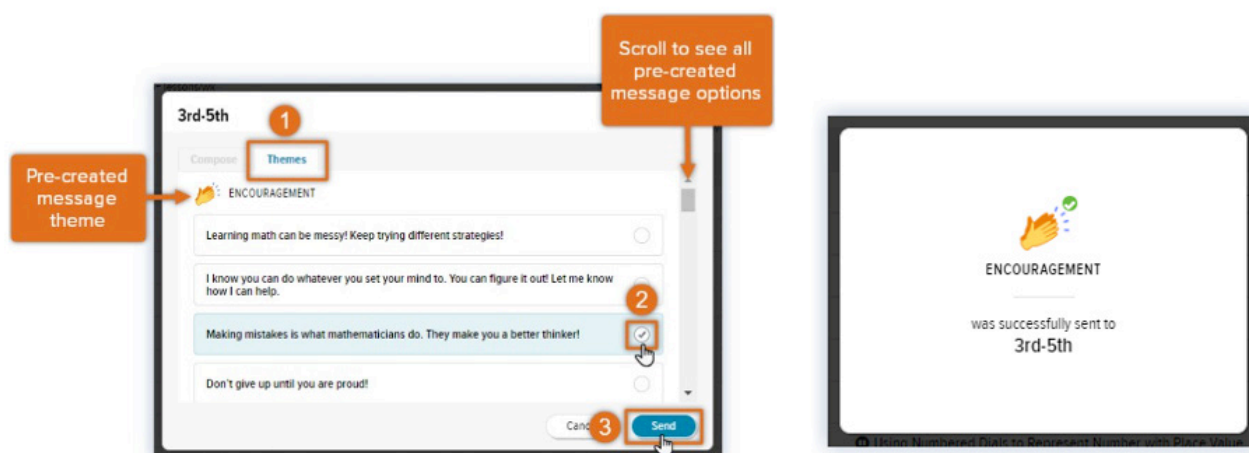
- Click new message.
- Click Send.
- You will see a confirmation that your message was sent to the entire class.





To send a pre-created message:

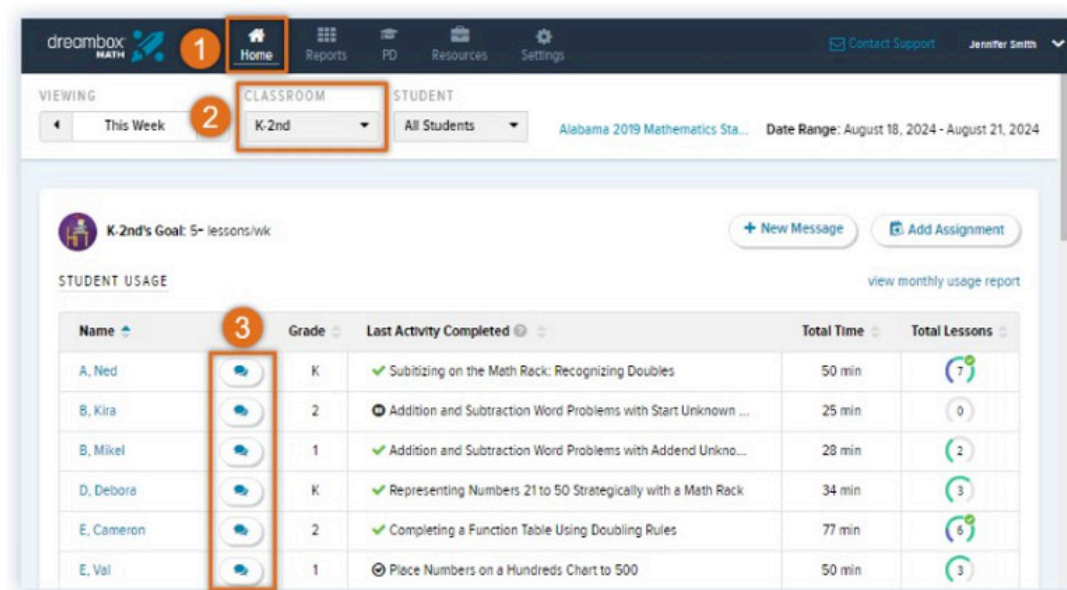
- Click new message.
- Click the Themes tab and scroll through the pre-created message options.
- Once you have selected the one you want to send, click Send.
- You will see a confirmation your message was sent to the entire class.



Sending a message to an individual student

When you send a message to a specific student, you will see all the messages they have received from you.

1. Select Home in the top navigation pane.
2. Select the classroom you want to view.
3. Click the Message icon next to a student's name in the Student Usage section.



You have the option to send a personalised message or pre-created message to individual students as you can with class messages.

See when a student has responded

Teachers can see if a student has reached out in the Student Usage section of the Home page. You will see a red dot on the message icon next to each student's name once they have read, reacted, or responded to a message.

To see a student response:

- Navigate to the Home page and select the classroom you wish to view in the filters at the top of the page.
- Select the Message icon next to the student's name. The Messaging window will open showing their latest response.
- If the student sent a message with a screenshot, click the image to enlarge the screenshot.
- Close the window when you are ready to exit.

FAQs

How long will messages be visible in DreamBox Maths?

Teachers and students can see messages up to 90 days after the message was sent.

Are students able to message each other?

No.

Can a student send a “spam” message back to their teacher?

No. The student has a limited set of message choices that they can send to their teacher.

Can I send notes to a specific group of students?

Not at this time. To send a note to a specific group of students, you need to select the message icon for each student individually.

I teach with another teacher. Can both of us send messages to the same student?

Yes. Your student will see your name next to the messages you send.

Who else can see the notes I send students?

Any educator who is attached to a classroom can see notes sent to or from the students in the classroom. If a student is enrolled in multiple classrooms, any educator attached to at least one of those classrooms can see all messages sent to or from that student, even if they were sent to or by an educator attached to a different classroom.

Can I delete a message I sent by accident?

No.

Can I see the feedback students send to DreamBox Maths?

No. Teachers cannot see feedback students send to DreamBox Maths.